thebuilding.cloud
ALPHA CONTROL ECOSYSTEM [ACE]

SCHOOLS EDITION · UNITED KINGDOM

● SCHOOLS · MARTYN'S LAW · LOCKDOWN

Lock the whole school down. In one press.

Lock every door, alert every member of staff and see who's safe, from a phone, a panic button or a keypad. For schools, colleges, nurseries and trusts putting their Martyn's Law lockdown and communication procedures into practice.

10:42:00
Pressed
Panic button at reception

10:42:00
Refused
Every code, card and phone

Within 30 s
On every screen
Alerts straight away, then banners and TV screens

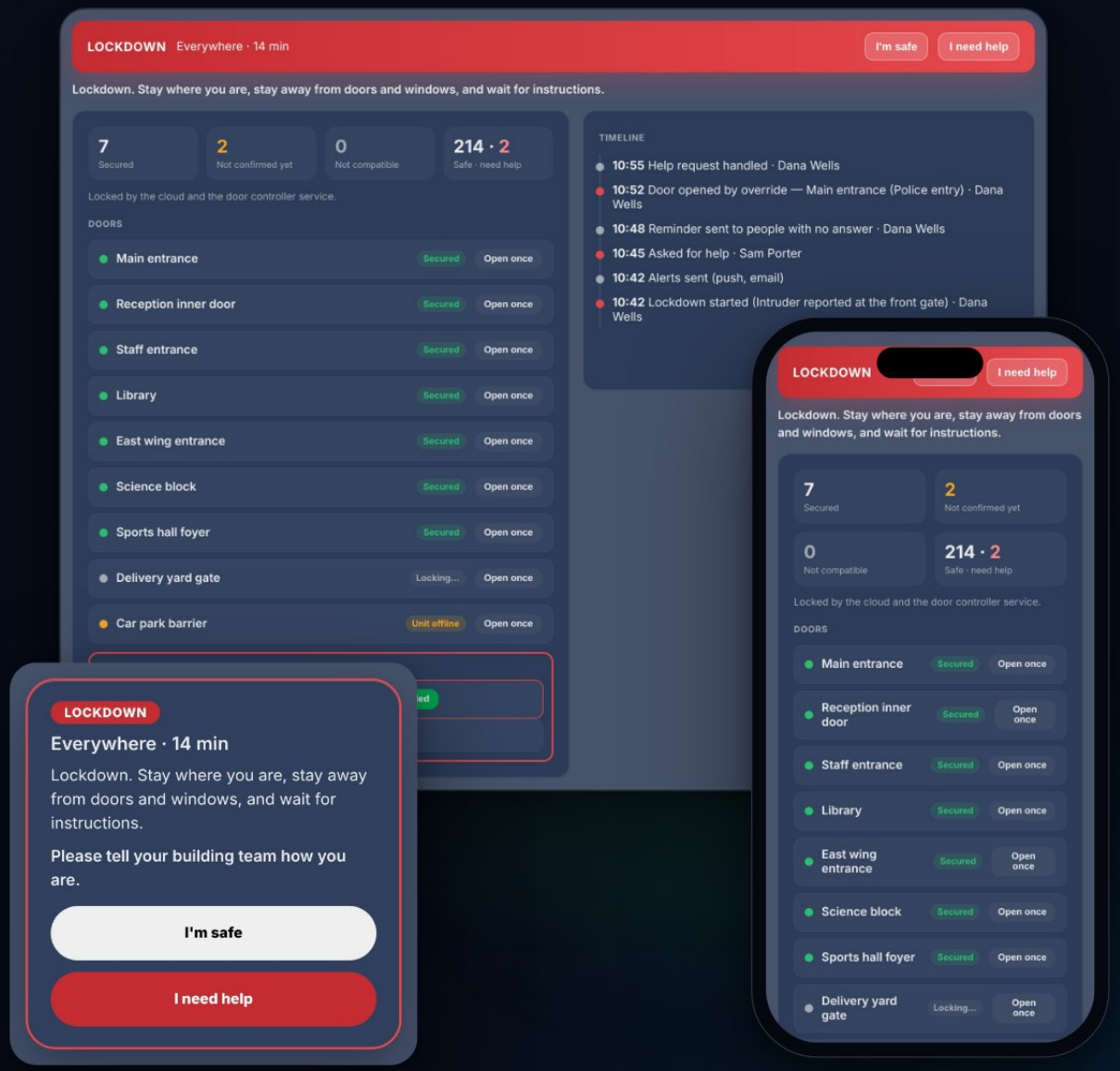

Example from a demo school, FireBird doors in cloud mode. Codes are refused the instant a lockdown starts; alerts go out straight away and screens follow within 30 seconds.

● EVERY SECOND COUNTS

In a school, seconds matter.

Without a system, a lockdown means running to doors, finding keys, phoning round classrooms and counting heads on paper. With TheBuilding.Cloud one press locks the doors, alerts every member of staff and starts the roll call.

WITHOUT A SYSTEM

- ~~Run to every door~~
- ~~Find the keys~~
- ~~Phone every classroom~~
- ~~Count heads on paper~~

WITH ONE PRESS

- Every way in refused
- Everyone told
- A live roll call
- A record of every step

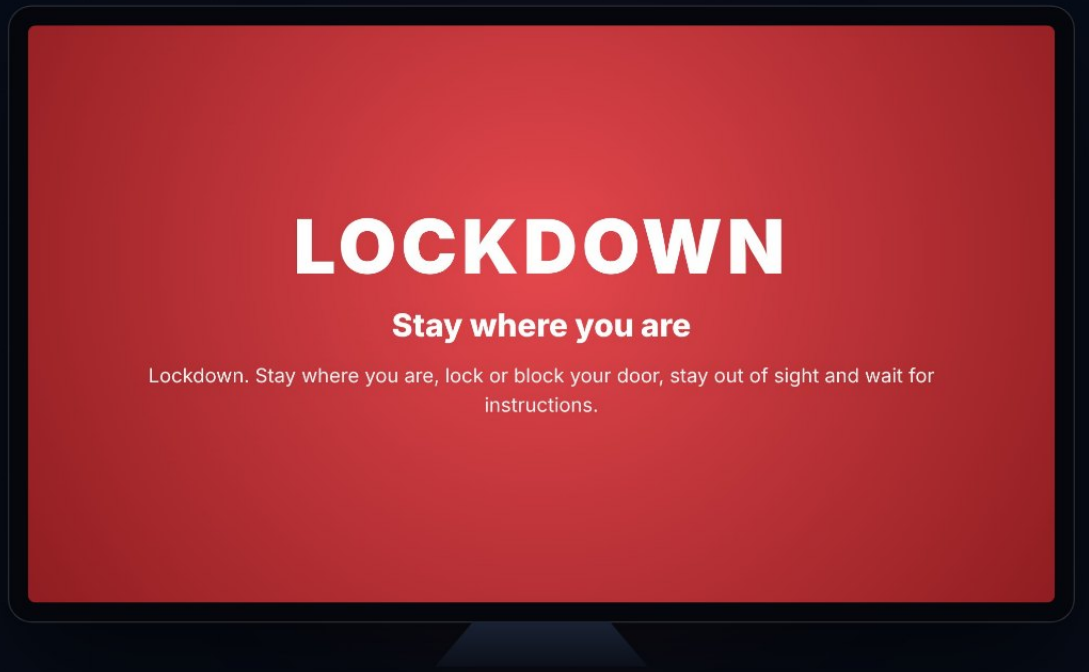

TV SCREENS IN RECEPTION AND THE HALL SWITCH TO THE LOCKDOWN MESSAGE

Instantly

Every code, card, phone and visitor pass on FireBird doors is refused the moment a lockdown starts.

Within 30 s

App and email alerts go out straight away; banners and TV screens follow.

One press

From a phone or computer, a panic button, a keypad code or your alarm system.

● MARTYN'S LAW · SCHOOLS

200 people or more. Always standard tier.

The Terrorism (Protection of Premises) Act 2025 covers schools, colleges and childcare settings where 200 or more staff and learners are reasonably expected at once. Early years, primary, secondary and further education always stay in the standard tier, however big they are.

3 APR 2025	Royal Assent
APR 2026	Statutory guidance published
SPRING 2027	Expected to come into force. The regulator, the Security Industry Authority (SIA), will confirm the date.

Who is responsible: whoever controls the premises. For a primary school, the Department for Education gives the governing body, or the proprietor where there isn't one.

WHAT A SCHOOL MUST DO

Standard tier

- Tell the SIA about the school
- Have procedures for evacuation, invacuation, lockdown and communication
- So far as reasonably practicable

Penalty up to £10,000

WHAT THE GUIDANCE SAYS

Lockdown in practice

- Lockdown is about "locking doors, closing shutters or using other available barriers"
- Weigh automated systems against manual ones
- Plan how procedures are tested and practised
- Make sure staff know the procedures and their role

Home Office statutory guidance, April 2026

What it doesn't ask: the law doesn't require any product, and the Department for Education and the SIA don't endorse any. The governing body or proprietor stays responsible. What a system can give you is speed, certainty and a record.

200+ staff and learners at once: in scope

Always standard tier for early years, schools and further education

2027 expected start, spring (the SIA will confirm)

Sources: Terrorism (Protection of Premises) Act 2025, Schedule 1; Department for Education, How Martyn's Law will affect education settings (updated 10 October 2025); Home Office statutory guidance, April 2026 (paragraphs 7.28, 7.42, 7.44, 7.51). Checked November 2026.

THE FOUR PROCEDURES

Four procedures. Two run on your doors and phones.

The law asks for evacuation, invacuation, lockdown and communication. Lockdown and communication are where a building system does the work. Here they are on the morning from page 05.

Invacuation

Your plan brings pupils in from the playground. Your lockdown alert tells every member of staff what to do.

Lockdown

WE DO THIS — Every code refused from 10:42:00 · police let in once at 10:52 · ended at 11:20 with a reason

Communication

WE DO THIS — Alerts at 10:42 · screens within 30 s · live roll call · reminders · help requests handled

Evacuation

Fire exits, exit buttons and hard-wired fire release are never touched, so nobody is trapped. Your fire drill leads.

10:42 10:44 10:52 11:20

An example morning at a demo school. The duty-holder stays responsible for all four procedures. No product makes a building compliant.

ONE MORNING, ONE PRESS

One press. Then this.

The same steps every time, in a real lockdown or a drill. Real screens from a demo school with made-up names.

10:42:00 Start

A panic button at reception. Or hold the button on a phone, type a code on a staff keypad, or let your alarm system start it.

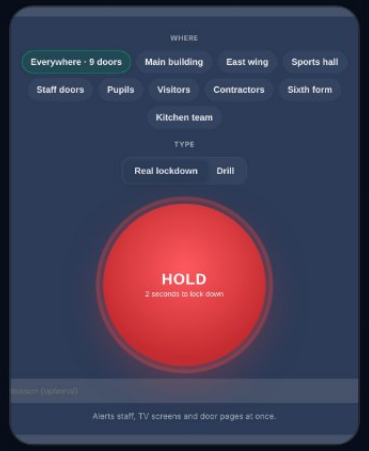

10:42:00 Lock

Every code, card, phone and visitor pass is refused at once on FireBird doors. Each door shows its state.

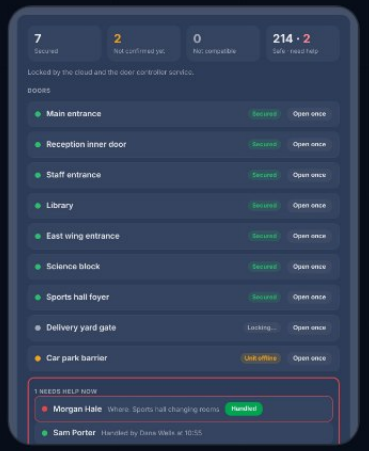

10:42 Tell

Every member of staff gets the alert with what to do now, by app and email; banners and TV screens follow within 30 seconds.

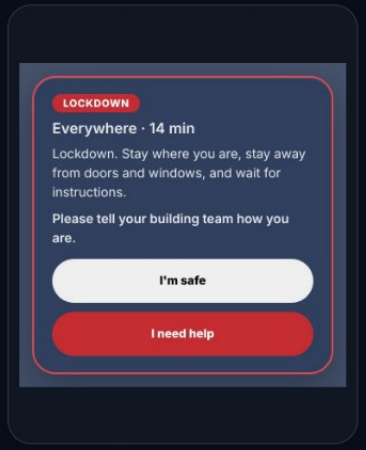

10:44 Count

214 staff and visitors safe, 2 need help, 31 no answer. Staff send a reminder to anyone who hasn't answered.

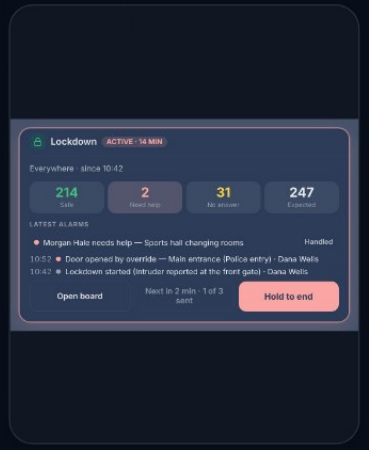

10:52 Open once

Police let in through the main entrance for 15 seconds, with a reason. The lockdown stays on.

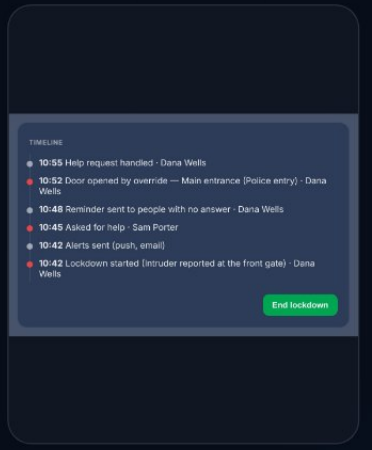

11:20 Record

Ended by an authorised person, with a reason. Download the report as a PDF.

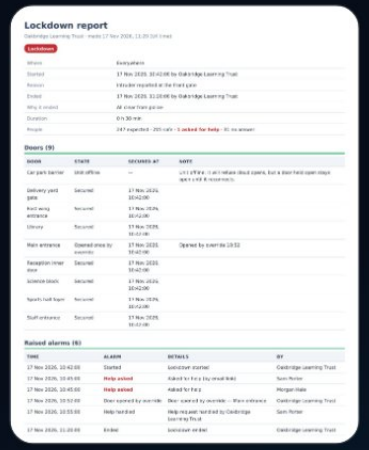

● START

Start it in a second.
Any way you like.

Choose where (everywhere, a building or a group of doors) and whether it's real or a drill, then press and hold. Nothing to type under stress.

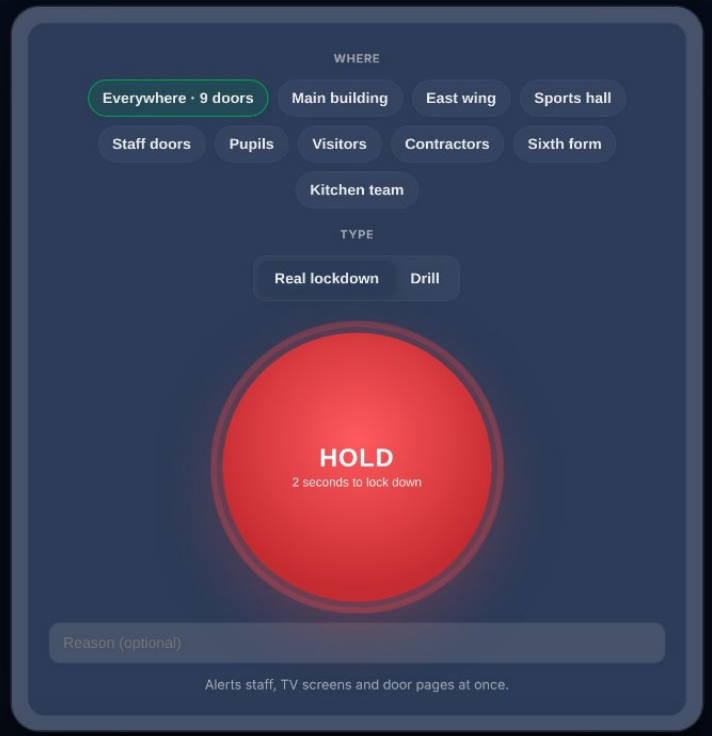

Press and hold
On the Lockdown page (any place) or the dashboard card (a building), on any phone or computer.

Panic button or key switch
Wired to a FireBird input. Each one starts or ends a lockdown for its area.

A lockdown code
Typed on a FireBird keypad, it never opens the door: it starts the lockdown for its area.

Your alarm system
Another security system can start and end lockdowns over a secure link with its own key.

Automation rules
"Start a lockdown" and "End a lockdown" steps on any trigger you choose.

Scheduled drills
A date and time for each drill, locking the doors or alerts only.

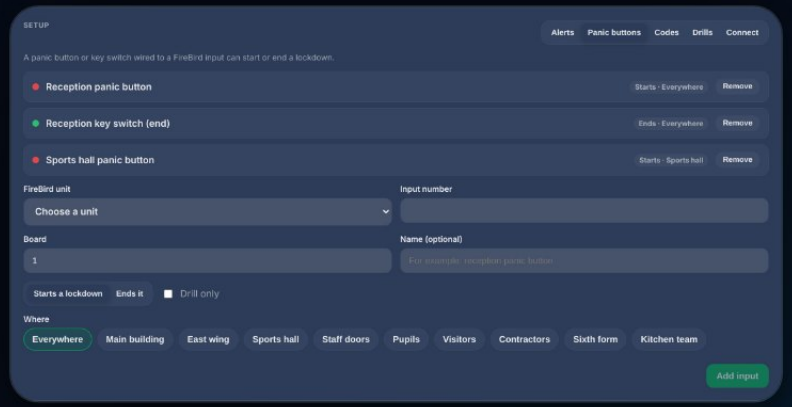

Who can start one: your school or trust account, and operators for the buildings they manage, such as a site manager, unless you switch that off. Door users, visitors and guests can't, except with a panic button or a lockdown code.

• LOCK

Every way in, refused at once.

The moment a lockdown starts, every way of opening a FireBird door is refused: staff codes, visitor passes, contractors' fobs. Door schedules that would open a door, such as the morning gate, are paused straight after the start, and repeating ones resume when it ends.

~~Keypad codes~~ ~~Cards and fobs~~ ~~QR codes~~ ~~Number plates~~ ~~Caller ID~~ ~~The app~~ ~~Phone door keys~~ ~~The door page~~ ~~Visitor passes~~ ~~Intercom answer~~ ~~The portal's unlock button~~ ~~Automations~~ ~~Door schedules~~

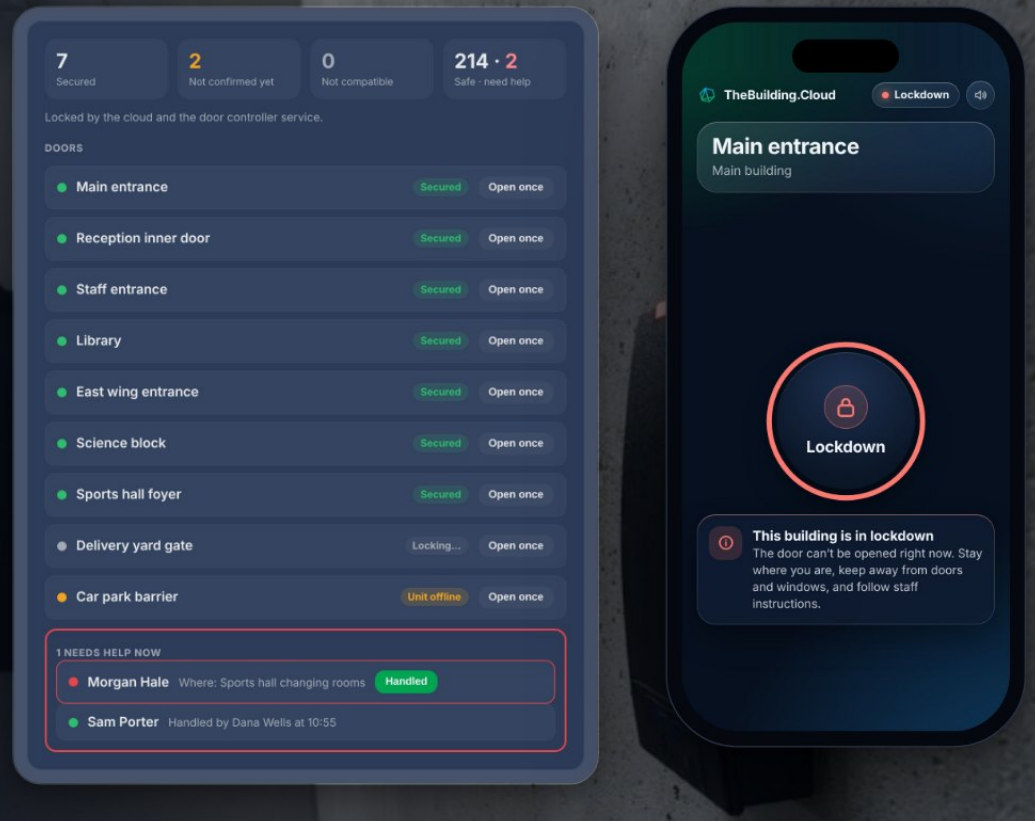

Fails closed

If the check can't be made during a lockdown, the door stays shut. Closing a door is never refused.

Nobody is trapped

Exit buttons, fire exits and hard-wired fire release stay as they are and are never touched.

Open once

Open one door once, for 3 to 60 seconds, with a reason. The lockdown stays on.

• TELL

Everyone told.
On every screen.

App and email alerts

To staff only, or everyone with access to the locked doors. Clear “What to do now” steps, your own message, and I’m safe / I need help buttons in the email. Never by text message.

A banner on every page

For staff and door users, red in a lockdown and amber in a drill. Door users, guests and visitors also get a lockdown panel on their phone pass.

Door and intercom pages

“This building is in lockdown” as soon as the page opens. Intercom calls still ring your staff.

TV screens

Your TV screens in that building, in reception or the hall, switch to the lockdown message (you can switch this off). Drills show in amber.

Reminders

Operators are reminded while it lasts. Staff can nudge anyone who hasn't answered: up to three times, five minutes apart.

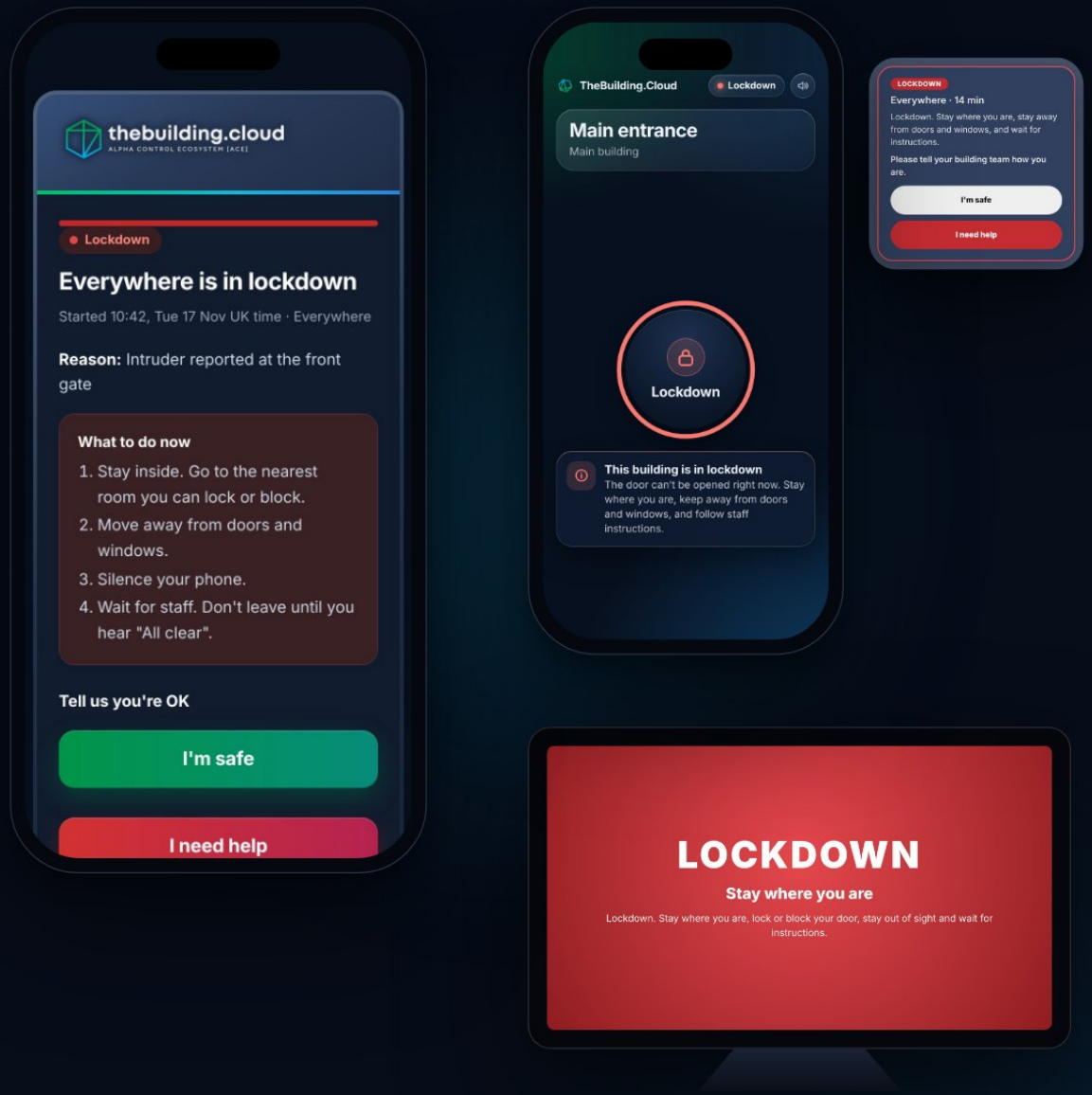

● COUNT

Know who's safe. And who needs help.

The board expects the staff and contractors who used the locked doors today, the visitors signed in on site and the members of the locked doors' groups. Pupils without their own door access aren't on it: teachers account for their classes as your plan says.

Safe, Need help, No answer, Expected

Live counts and names, with when each person last used a door.

"I need help" raises an alarm

Your staff get it on their phones and by email, with where the person says they are. From the email page they can share their location once, shown on the board. Mark it Handled.

No sign-in needed

Each person's email has their own I'm safe / I need help buttons and a live status page.

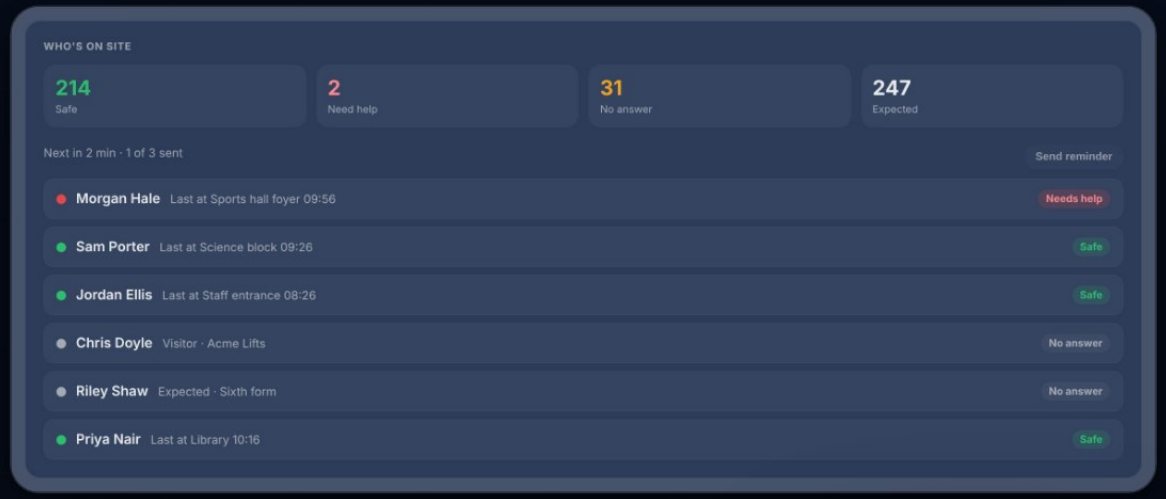

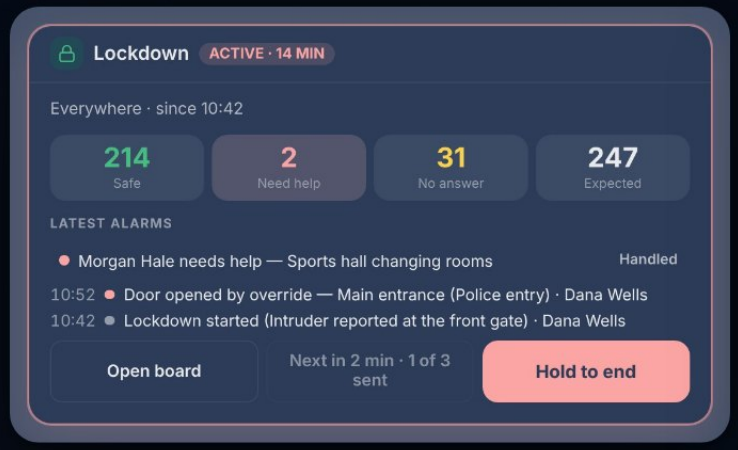



END AND RECORD

Ended with a reason. Recorded for you.

An authorised person ends a lockdown and says why; a key switch, your alarm system or a rule can end it too, with an automatic reason. Ending never opens a door. Every alert, answer, help request and door opened once is on the timeline and in a PDF report for your governors, your trust and the SIA if it asks.

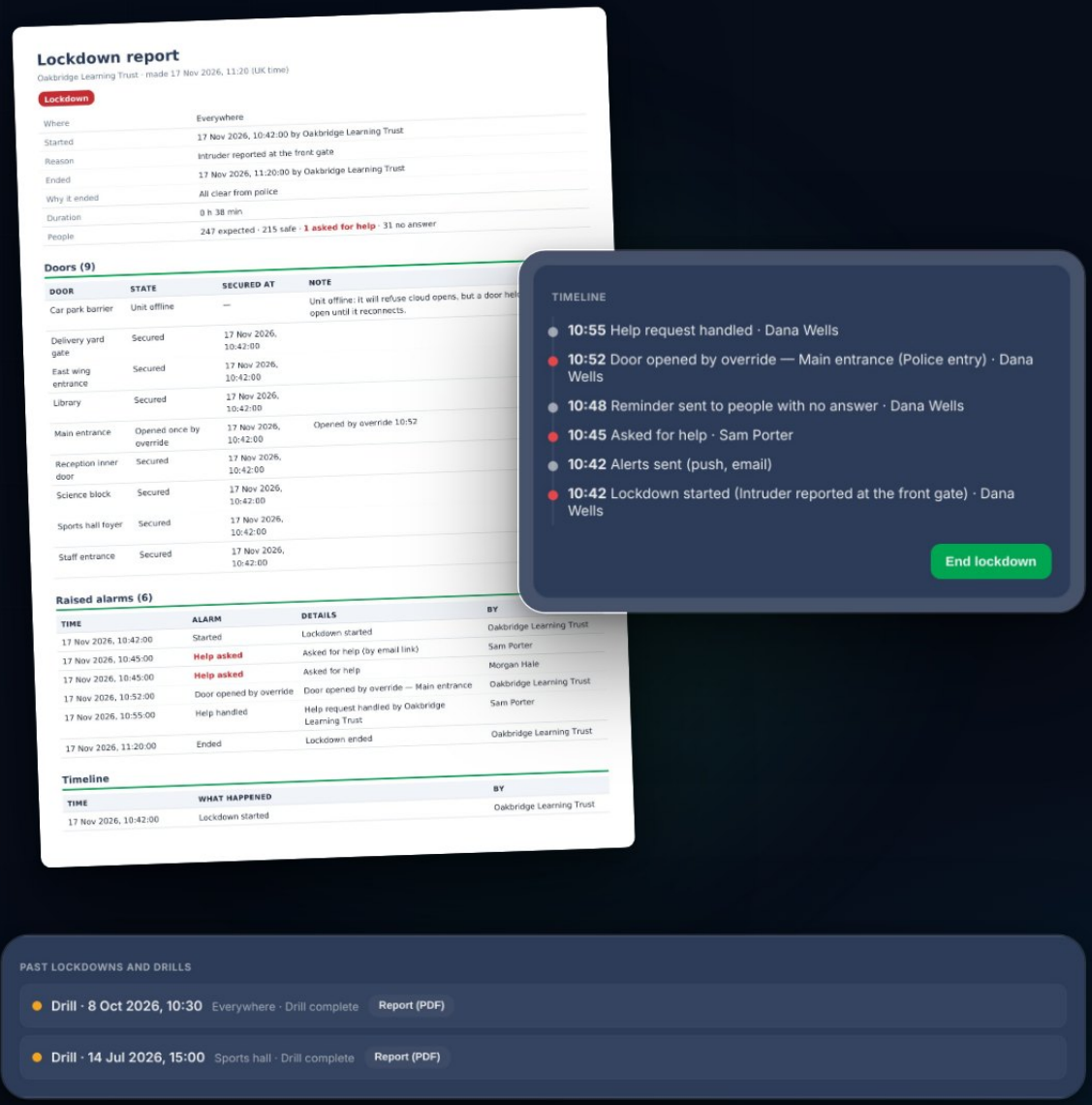

The lockdown report

Start, doors, alerts, help requests, doors opened once, the roll call and the end, as a PDF.

A year of lockdowns and drills

Listed with their reports, ready when someone asks how you practise. Download each report when it ends.

Locations don't linger

A shared location is removed when the report is downloaded, or a day after the end.

● PRACTISE

Practise every term. Set it up in a day.

Drills run the same flow, marked DRILL everywhere, with your own drill message. Plan them by date and time, locking the doors or alerts only, so the first real lockdown isn't the first time staff see it. Open once is for real lockdowns.

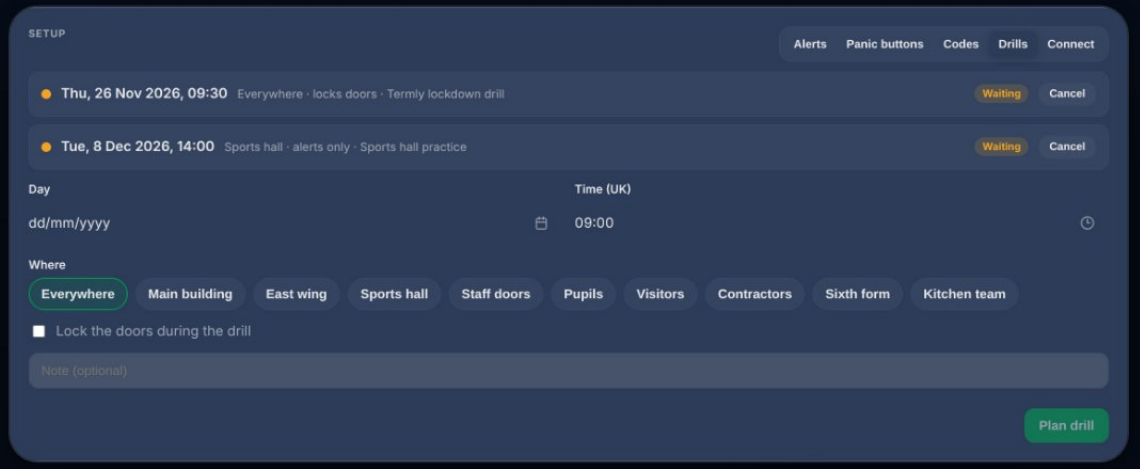

1. **Switch lockdown on**
   It stays off for your organisation until you do.
2. **Who is told, and your message**
   Staff or everyone, app and email, reminders, TV screens, your message.
3. **Panic buttons and codes**
   Wire buttons to FireBird inputs; add lockdown codes for the keypads.
4. **Plan the first drill**
   Pick a day and time, then read its report together.

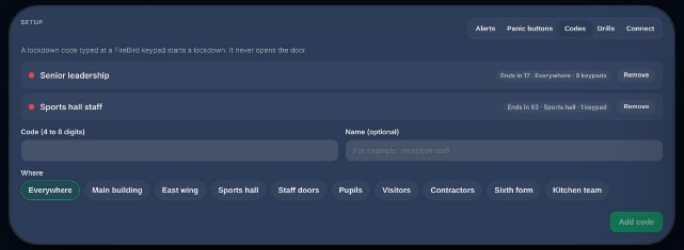



DRILLS SHOW IN AMBER

Lockdown codes are never billed and never count towards your code allowance.

ONE SYSTEM

Visitors signed in. Visitors counted.

TheBuilding.Cloud also runs your visitor sign-in. Visitors signed in on site appear in the lockdown roll call, and their door passes are refused while the lockdown is on.

Reception tablet or their own phone

Visitors sign in at reception or scan a code with their phone, and you know who is in the building.

In the roll call

Every visitor signed in on site is on the lockdown board, with their company.

Passes refused

A visitor's door pass opens nothing during a lockdown, and works again when it ends if it is still valid.

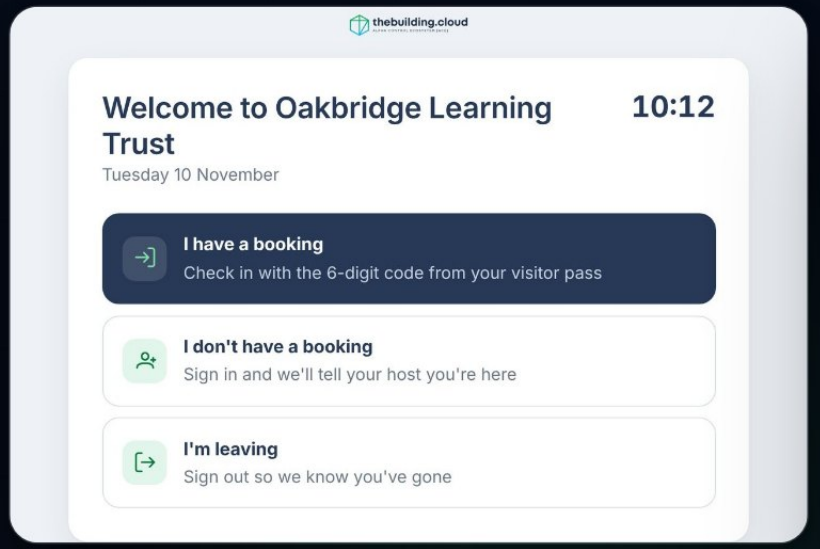

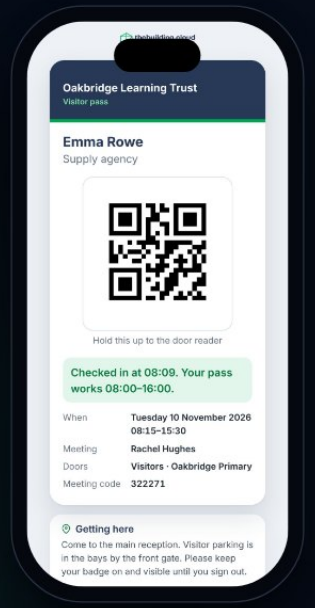



VISITOR SIGN-IN SCREENS FROM A MADE-UP DEMO TRUST

● WHY THEBUILDING.CLOUD

On your doors.
In one platform.

Lockdown is part of the system that already runs your doors, visitors and intercom. One login, one record, nothing to install.

FireBird door controllers
Built-in cellular, and LoRa radio for far buildings. No network points, no on-site server.

Keep your locks and exits
Exit buttons and hard-wired fire release stay as they are.

One system
Visitor sign-in, intercom, door codes and phone keys, guests, automations and the Notice Board.

Cloud, kept up to date
Nothing to install, updates included.

Off until you switch it on
No surprises: your organisation turns lockdown on when it's ready.

Roles that fit
The organisation account sets it up; operators act only for the buildings they manage.





FIREBIRD BRIDGE WITH BUILT-IN CELLULAR · I/O BOARD FOR PANIC BUTTONS

GOOD TO KNOW

Straight answers. Before you ask.

Does it make us compliant?

No product can. The law asks for procedures. We help you put your lockdown and communication procedures into practice and keep a clear record; the duty-holder stays responsible.

Which doors does it lock?

FireBird doors in cloud mode. The board lists Ontico doors and offline units, so staff know which doors to check. Keep your units in cloud mode.

Can anyone be trapped?

No. Exit buttons, fire exits and hard-wired fire release stay as they are and are never touched by a lockdown.

Do you message parents or call 999?

No. Alerts go to your staff and door users by the app and email, never by text message. Use your usual parent channel, and call 999 yourself.

Are pupils counted?

Only pupils with their own door access. The board counts staff, visitors and contractors; teachers account for their classes as your plan says.

Is there a silent alarm?

Not today. “I need help” alerts your own staff, with where the person says they are.

thebuilding.cloud
ALPHA CONTROL ECOSYSTEM [ACE]

• NEXT STEP

Plan your lockdown. Practise it this term.

Tell us about your school or trust. We'll look at your doors, set up lockdown with you and plan your first drill.

- Your buildings and doors
- Who should be able to start a lockdown
- A date for your first drill

EMAIL
help@thebuilding.cloud

WEBSITE
thebuilding.cloud



THEBUILDING.CLOUD