thebuilding.cloud
ALPHA CONTROL ECOSYSTEM [ACE]

PUBLIC SECTOR EDITION · UNITED KINGDOM

● PUBLIC AUTHORITIES · MARTYN'S LAW · LOCKDOWN

Lock down every public building.

Lock every door, alert your staff and see who's safe, from a phone, a panic button or a keypad. For councils and public bodies putting their Martyn's Law lockdown and communication procedures into practice, from town halls to libraries and leisure centres.

10:42:00
Pressed
Panic button at reception

10:42:00
Refused
Every code, card and phone

Within 30 s
On every screen
Alerts straight away, then banners and TV screens

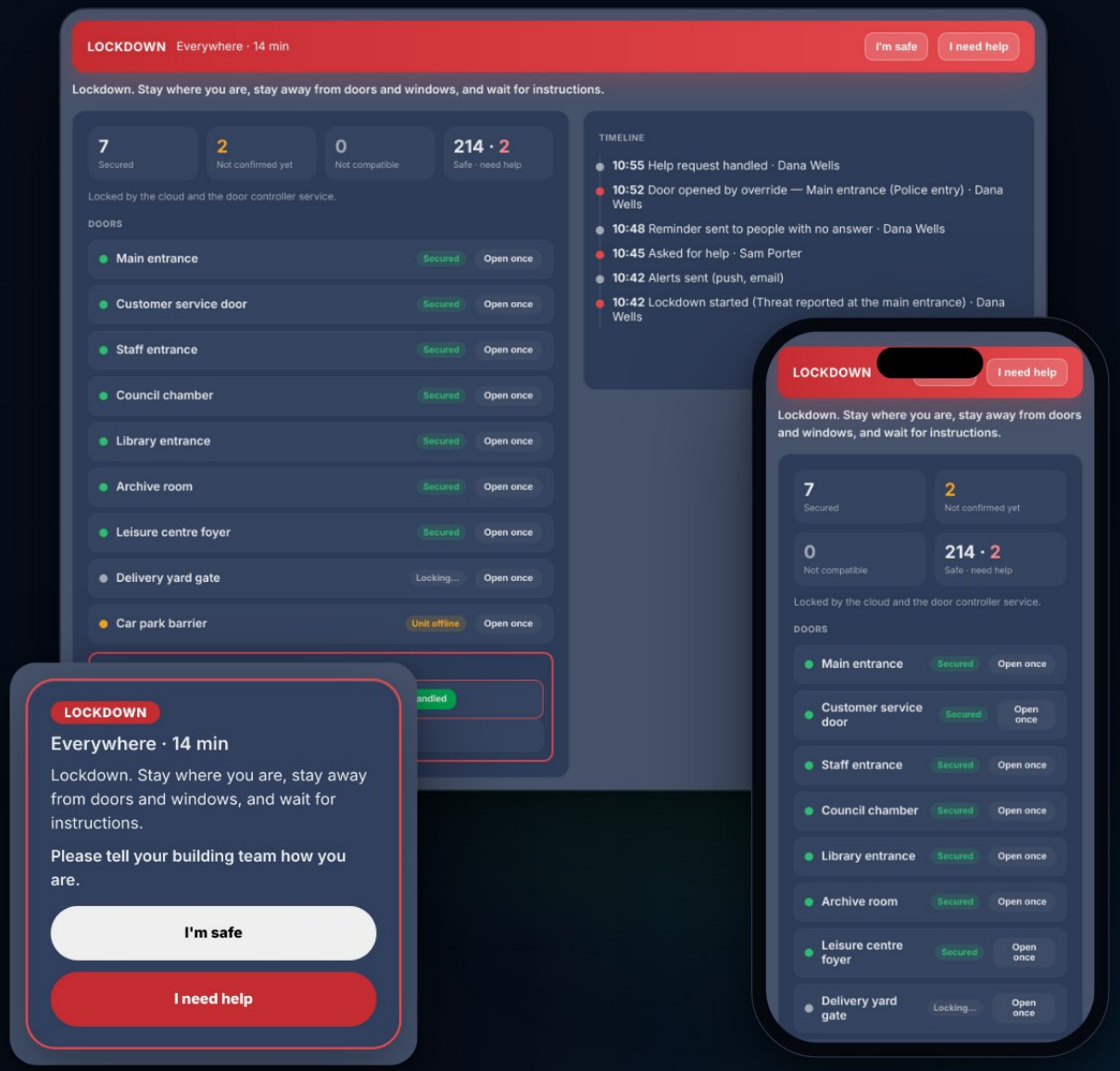

Example from a demo council, FireBird doors in cloud mode. Codes are refused the instant a lockdown starts; alerts go out straight away and screens follow within 30 seconds.

● EVERY SECOND COUNTS

When it happens, you have seconds.

Public buildings are open to everyone. Without a system, a lockdown means running to doors, finding keys, phoning round and guessing who is where. With TheBuilding.Cloud one press locks the doors, alerts your staff and starts the roll call.

WITHOUT A SYSTEM

- ~~Run to every door~~
- ~~Find the keys~~
- ~~Phone round~~
- ~~Guess who's where~~

WITH ONE PRESS

- Every way in refused
- Everyone told
- A live roll call
- A record of every step

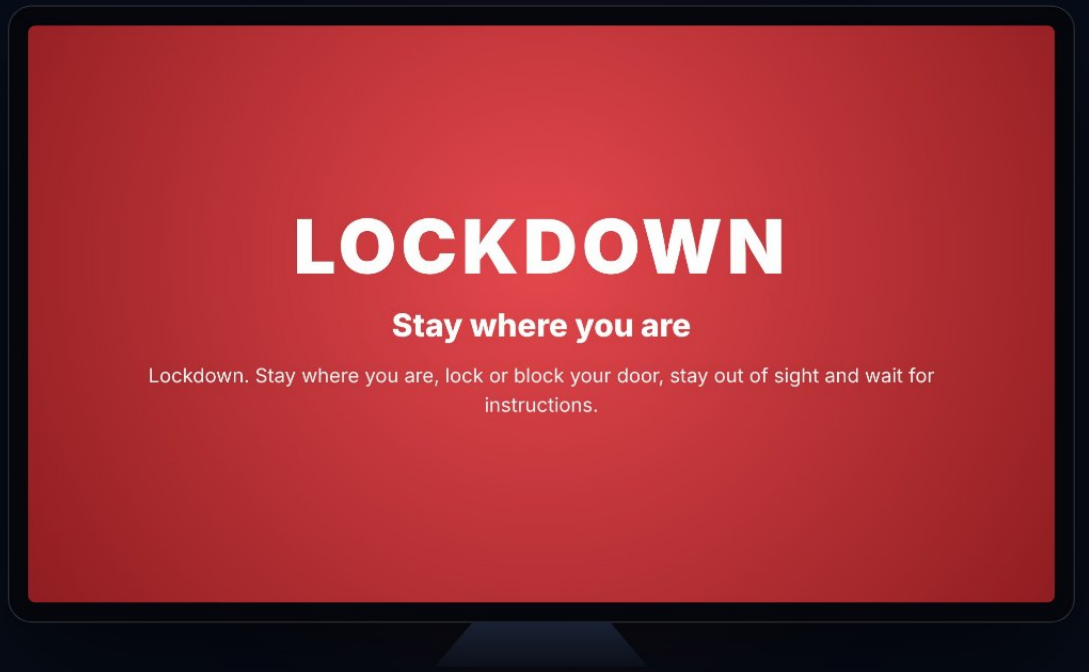

TV SCREENS IN RECEPTION SWITCH TO THE LOCKDOWN MESSAGE

Instantly

Every code, card, phone and visitor pass on FireBird doors is refused the moment a lockdown starts.

Within 30 s

App and email alerts go out straight away; banners and TV screens follow.

One press

From a phone or computer, a panic button, a keypad code or your alarm system.

● MARTYN'S LAW

Public services. Public premises.

Martyn's Law lists public authorities among its uses: premises where a public authority provides facilities or services to visiting members of the public, with 200 or more people reasonably expected at once. The guidance even includes household waste recycling centres. Libraries, leisure centres, museums and halls are covered under their own uses too.

3 APR 2025	Royal Assent
15 APR 2026	Statutory guidance published
SPRING 2027	Expected to come into force. The regulator, the Security Industry Authority (SIA), will confirm the date.

Who is responsible: where premises are used to provide public services, the public authority itself.

STANDARD TIER

200–799 people

- Tell the SIA about the premises
- Have procedures for evacuation, invacuation, lockdown and communication
- So far as reasonably practicable

Penalty up to £10,000

ENHANCED TIER

800+ people

- Everything in the standard tier
- Measures for monitoring, movement, physical security and information security
- Written down, sent to the SIA, a named senior individual

Penalty up to £18m or 5% of worldwide revenue

What it doesn't ask: the law doesn't require any product, and the Home Office and the SIA don't endorse any. The person responsible for the building stays responsible. What a system can give you is speed, certainty and a record.

155,000 premises expected in the standard tier

25,000 premises expected in the enhanced tier

2027 expected start, spring (the SIA will confirm)

Sources: Terrorism (Protection of Premises) Act 2025, Schedule 1 paragraph 17; Home Office statutory guidance, April 2026 (Figure 3); SIA estimates reported by the Institute of Licensing. Checked November 2026.

● THE FOUR PROCEDURES

Four procedures. Two run on your doors and phones.

The law asks for evacuation, invacuation, lockdown and communication. Lockdown and communication are where a building system does the work. Here they are on the morning from page 05.

Invacuation

Your plan brings visitors inside, away from the doors. Your lockdown alert tells your staff what to do.

Lockdown

WE DO THIS — Every code refused from 10:42:00 · police let in once at 10:52 · ended at 11:20 with a reason

Communication

WE DO THIS — Alerts at 10:42 · screens within 30 s · live roll call · reminders · help requests handled

Evacuation

Fire exits, exit buttons and hard-wired fire release are never touched, so nobody is trapped. Your fire plan leads.

10:42 10:44 10:52 11:20

An example morning at a demo council. The duty-holder stays responsible for all four procedures. No product makes a building compliant.

● ONE MORNING, ONE PRESS

One press. Then this.

The same steps every time, in a real lockdown or a drill. Real screens from a demo council with made-up names.

10:42:00

Start

A panic button at the customer service desk. Or hold the button on a phone, type a keypad code, or let your alarm system start it.

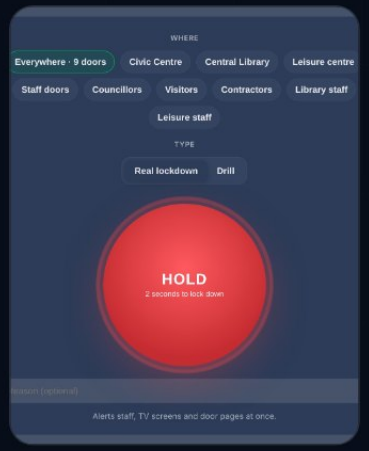

10:42:00

Lock

Every code, card, phone and visitor pass is refused at once on FireBird doors. Each door shows its state.

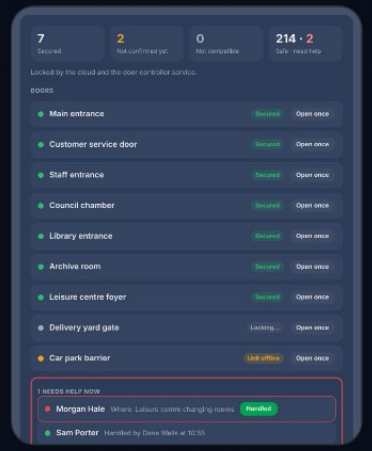

10:42

Tell

App and email alerts with what to do now go out straight away; banners and TV screens follow within 30 seconds.

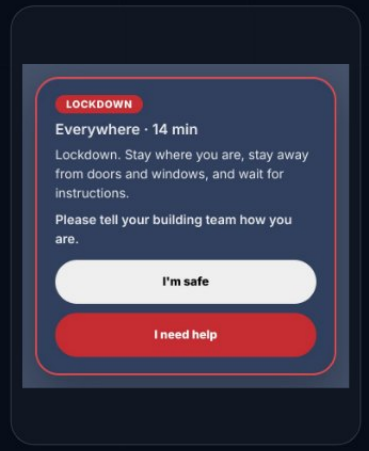

10:44

Count

214 staff and visitors safe, 2 need help, 31 no answer. Staff send a reminder to anyone who hasn't answered.

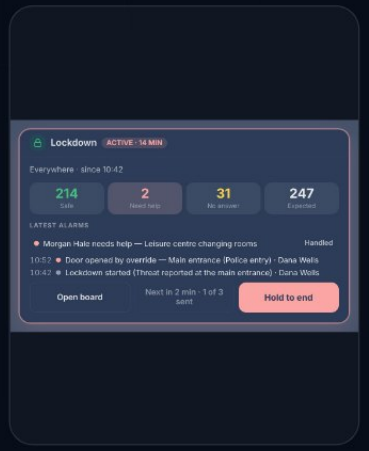

10:52

Open once

Police let in through the main entrance of the Civic Centre for 15 seconds, with a reason. The lockdown stays on.

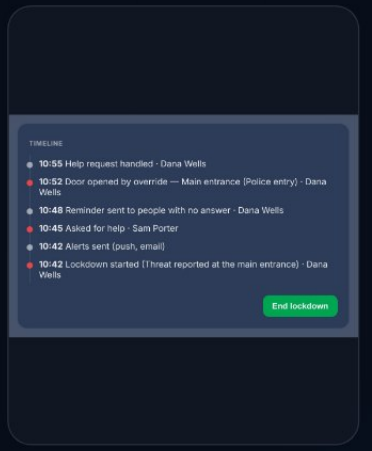

11:20

Record

Ended by an authorised person, with a reason. Download the report as a PDF.

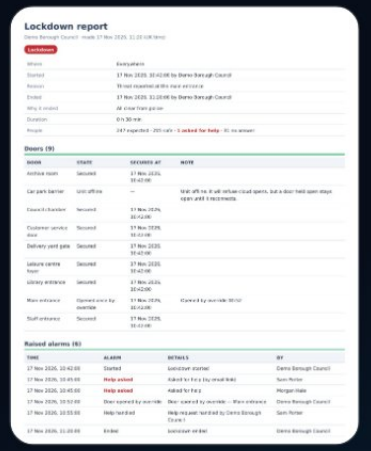

• START

Start it in a second.
Any way you like.

Choose where (everywhere, a building or a group of doors) and whether it's real or a drill, then press and hold. Nothing to type under stress.

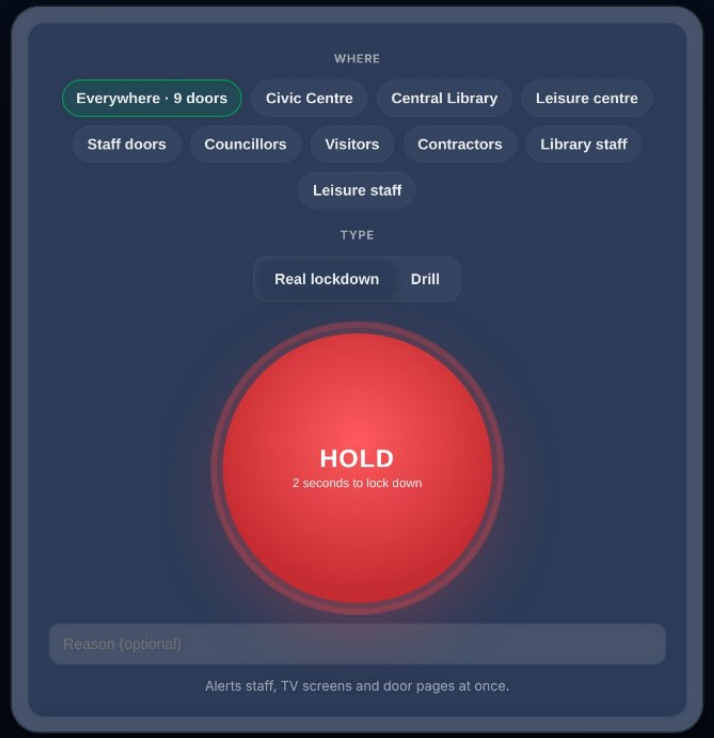

Press and hold
On the Lockdown page (any place) or the dashboard card (a building), on any phone or computer.

Panic button or key switch
Wired to a FireBird input. Each one starts or ends a lockdown for its area.

A lockdown code
Typed on a FireBird keypad, it never opens the door: it starts the lockdown for its area.

Your alarm system
Another security system can start and end lockdowns over a secure link with its own key.

Automation rules
"Start a lockdown" and "End a lockdown" steps on any trigger you choose.

Scheduled drills
A date and time for each drill, locking the doors or alerts only.

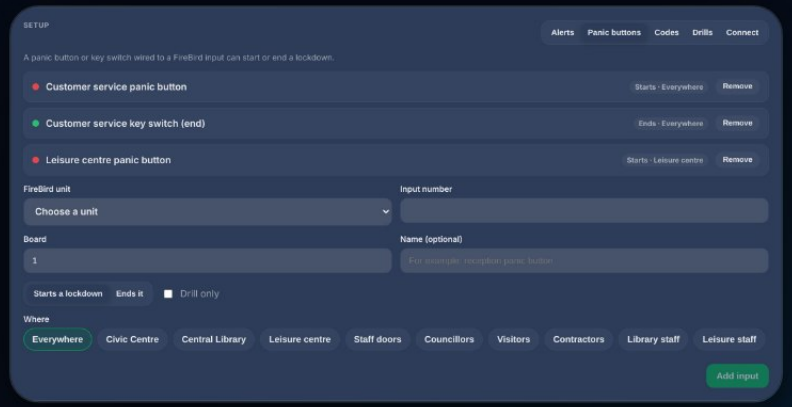

Who can start one: your authority's account, and operators for the buildings they manage, such as the library manager, unless you switch that off. Door users, visitors and guests can't, except with a panic button or a lockdown code.

● LOCK

Every way in, refused at once.

The moment a lockdown starts, every way of opening a FireBird door is refused: staff passes, contractors' fobs, visitor passes. Door schedules that would open a door, such as the morning opening, are paused straight after the start, and repeating ones resume when it ends.

~~Keypad codes~~ ~~Cards and tags~~ ~~QR codes~~ ~~Number plates~~ ~~Caller ID~~ ~~The app~~ ~~Phone door keys~~ ~~The door page~~ ~~Visitor passes~~ ~~Intercom answer~~ ~~The portal's unlock button~~ ~~Automations~~ ~~Door schedules~~

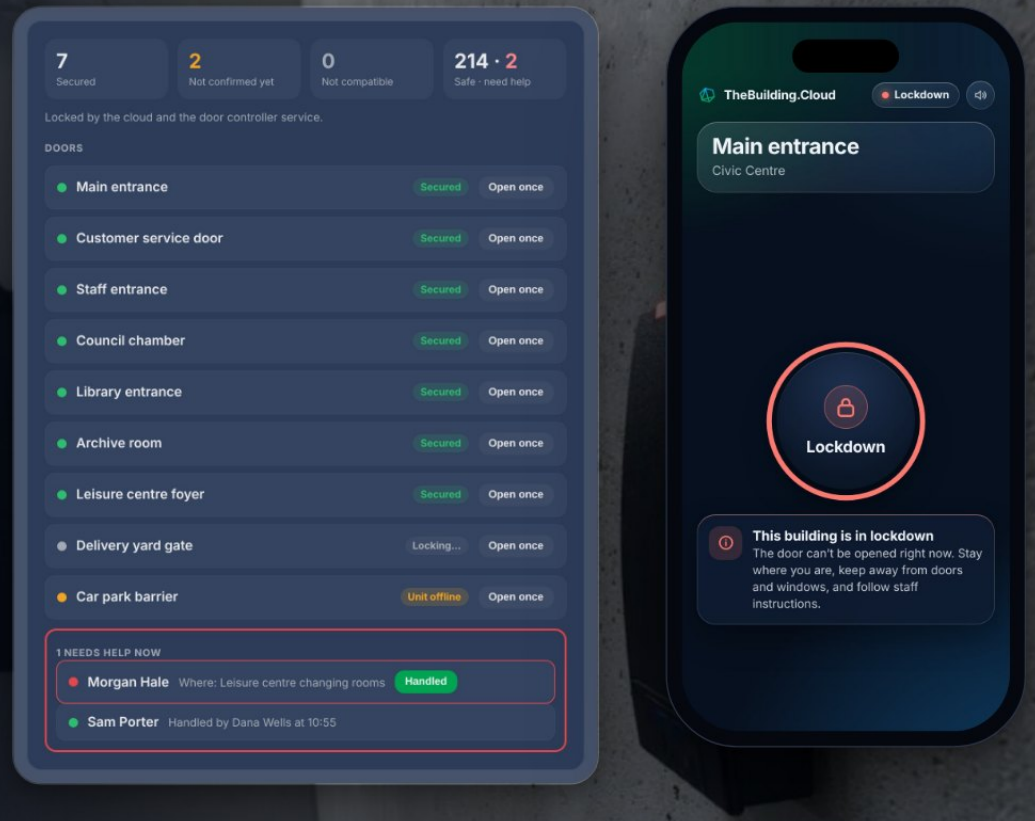

Fails closed

If the check can't be made during a lockdown, the door stays shut. Closing a door is never refused.

Nobody is trapped

Exit buttons, fire exits and hard-wired fire release stay as they are and are never touched.

Open once

Open one door once, for 3 to 60 seconds, with a reason. The lockdown stays on.

• TELL

Everyone told.
On every screen.

App and email alerts

To staff only, or everyone with access to the locked doors. Clear “What to do now” steps, your own message, and I’m safe / I need help buttons in the email. Never by text message.

A banner on every page

For staff and door users, red in a lockdown and amber in a drill. Door users, guests and visitors also get a lockdown panel on their phone pass.

Door and intercom pages

“This building is in lockdown” as soon as the page opens. Intercom calls still ring your staff.

TV screens

Your TV screens in that building switch to the lockdown message (you can switch this off). Drills show in amber.

Reminders

Operators are reminded while it lasts. Staff can nudge anyone who hasn't answered: up to three times, five minutes apart.

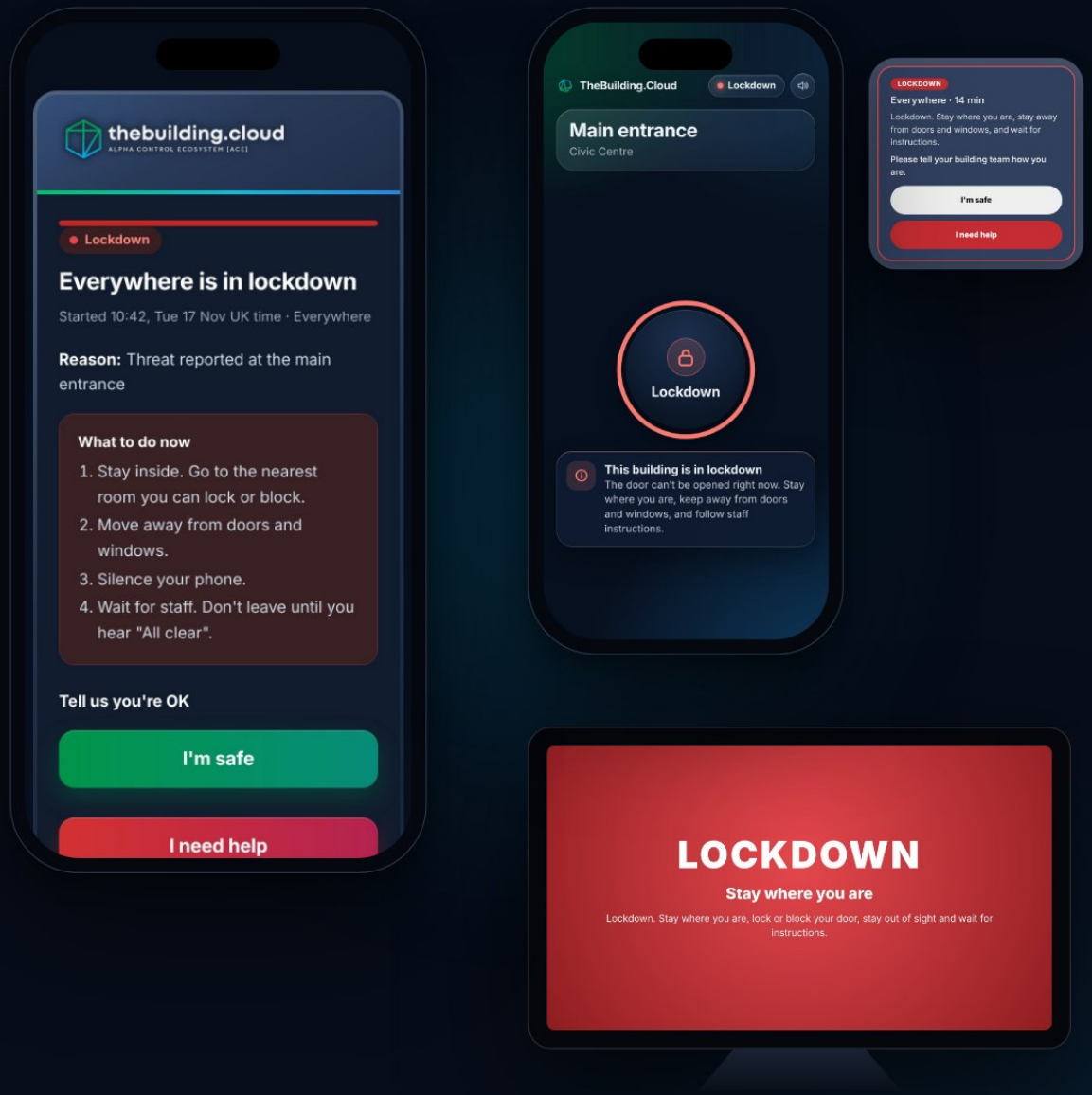

● COUNT

Know who's safe. And who needs help.

The roll call expects the people who used the locked doors today, the visitors signed in on site and the members of the locked doors' groups. Everyone answers with one tap. Members of the public who walked in aren't on it: staff sweep public areas as your plan says.

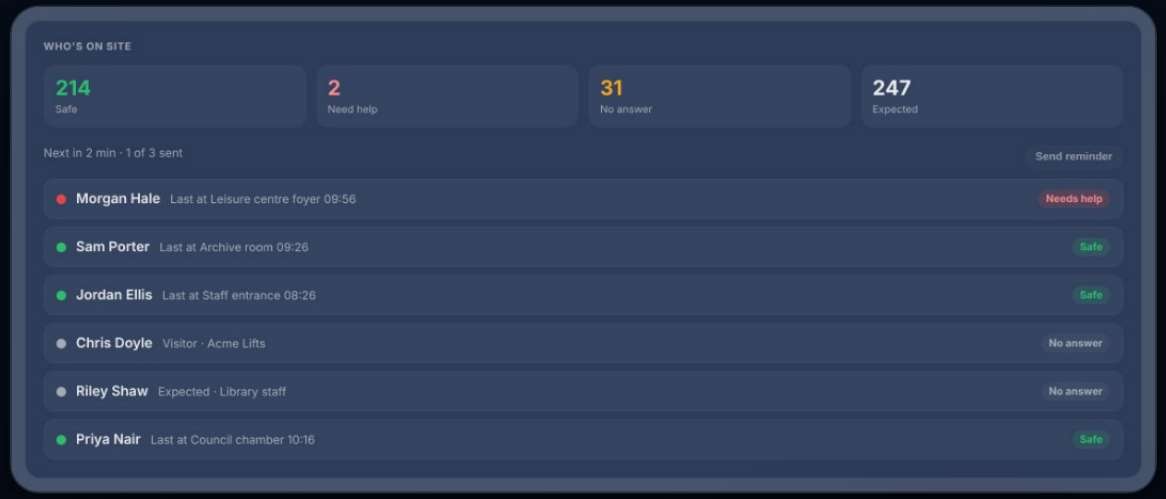

Safe, Need help, No answer, Expected

Live counts and names, with when each person last used a door.

"I need help" raises an alarm

Your staff get it on their phones and by email, with where the person says they are. From the email page they can share their location once, shown on the board. Mark it Handled.

No sign-in needed

Each person's email has their own I'm safe / I need help buttons and a live status page.

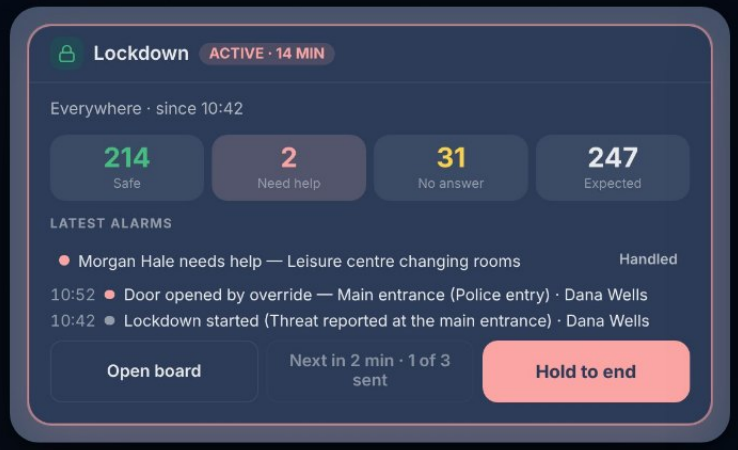

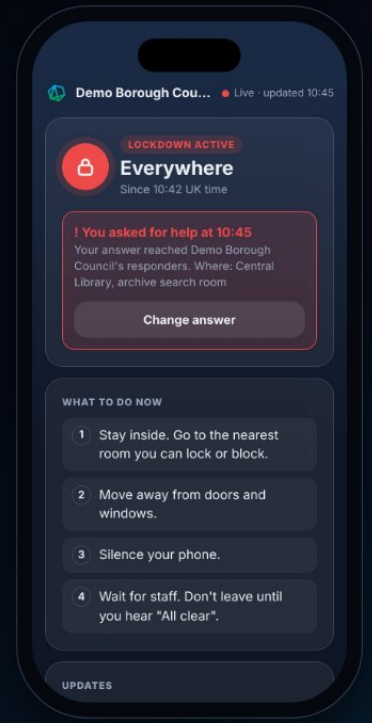

END AND RECORD

Ended with a reason. Recorded for you.

An authorised person ends a lockdown and says why; a key switch, your alarm system or a rule can end it too, with an automatic reason. Ending never opens a door. Every alert, answer, help request and door opened once is on the timeline and in a PDF report for your senior team, your auditors and the SIA if it asks.

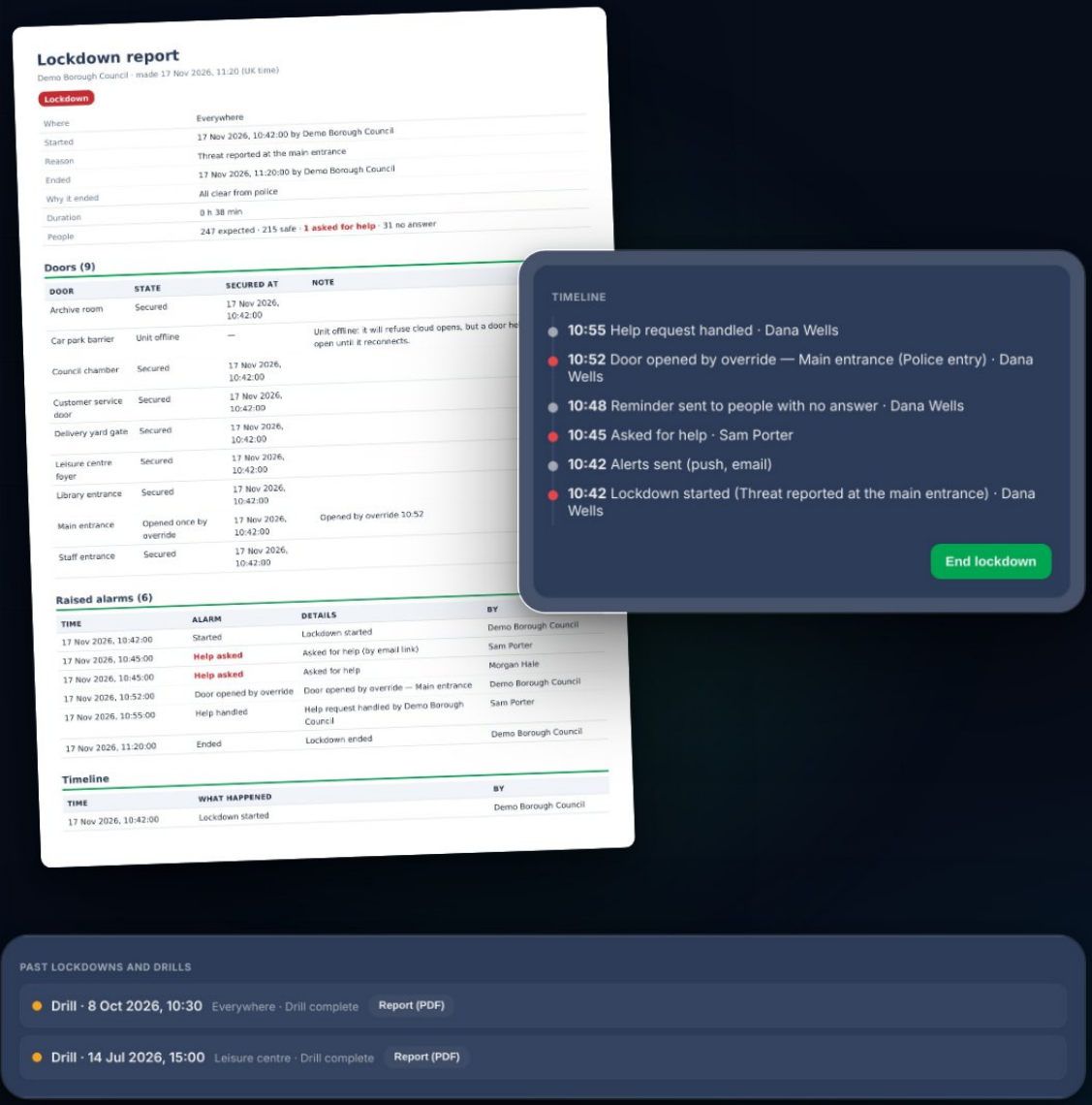

The lockdown report

Start, doors, alerts, help requests, doors opened once, the roll call and the end, as a PDF.

A year of lockdowns and drills

Listed with their reports, ready when someone asks how you practise. Download each report when it ends.

Locations don’t linger

A shared location is removed when the report is downloaded, or a day after the end.

● PRACTISE

Practise it.
Set it up in a day.

Drills run the same flow, marked DRILL everywhere, with your own drill message. Plan them by date and time, locking the doors or alerts only. Open once is for real lockdowns.

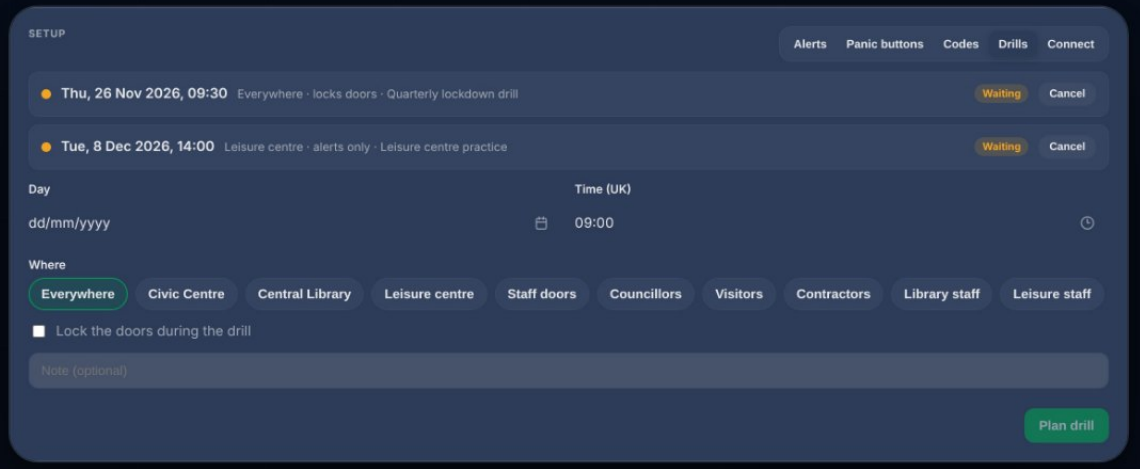

1. **Switch lockdown on**
   It stays off for your organisation until you do.
2. **Who is told, and your message**
   Staff or everyone, app and email, reminders, TV screens, your message.
3. **Panic buttons and codes**
   Wire buttons to FireBird inputs; add lockdown codes for the keypads.
4. **Plan the first drill**
   Pick a day and time, then read its report together.





DRILLS SHOW IN AMBER

Lockdown codes are never billed and never count towards your code allowance.

● YOUR ESTATE

Many buildings. One authority.

Lock everywhere, one building or a group of doors: a full, partial or zonal lockdown, as the guidance calls them. The town hall, the library and the leisure centre each get the right lockdown, from one system.

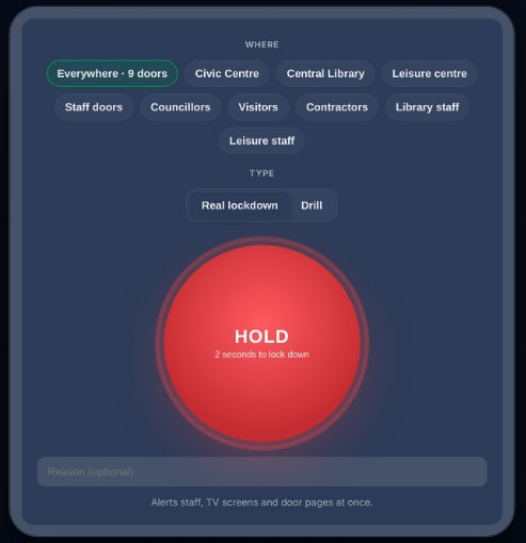



Choose the place every time

Everywhere, any buildings and any door groups together, picked on the Lockdown page before you press and hold.

Local teams, local control

Operators start and run lockdowns only for the buildings they manage.

A panic button for each area

A button at the library desk can lock the library; one at customer services can lock everything.

The right screens

TV screens show the lockdown only in the buildings it covers.

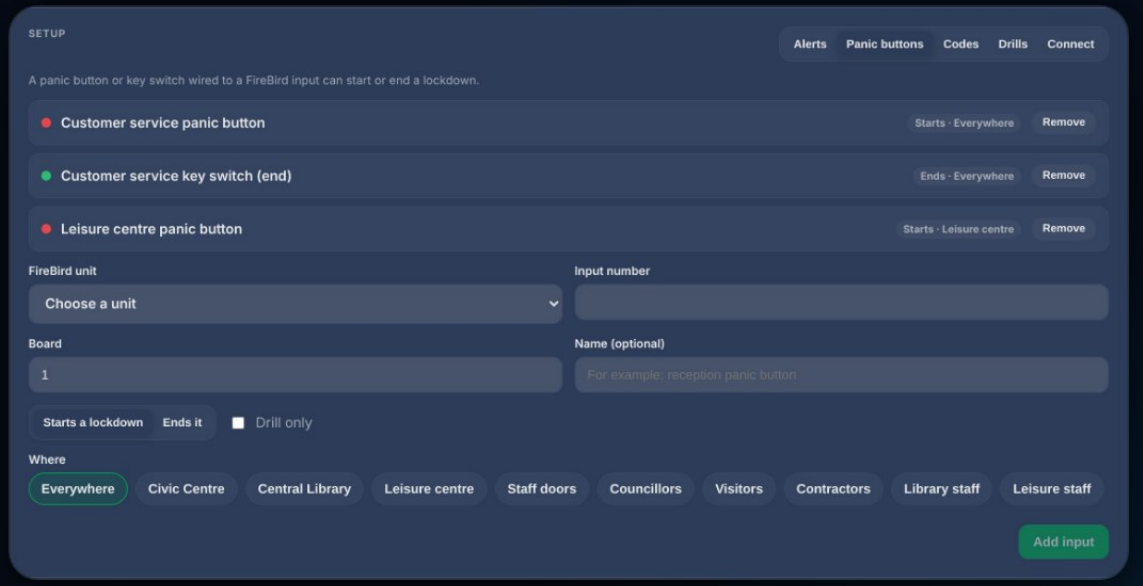

Full, partial and zonal lockdowns: Home Office statutory guidance, April 2026, paragraph 7.43.

● WHY THEBUILDING.CLOUD

On your doors.
In one platform.

Lockdown is part of the system that already runs your doors, visitors and intercom. One login, one record, nothing to install.

FireBird door controllers
Built-in cellular, and LoRa radio for far buildings. No network points, no on-site server.

Keep your locks and exits
Exit buttons and hard-wired fire release stay as they are.

One system
Visitor sign-in, intercom, door codes and phone keys, guests, automations and the Notice Board.

Cloud, kept up to date
Nothing to install, updates included.

Every lockdown on record
A timeline and a PDF report for every lockdown and drill, listed for a year.

Roles that fit
The organisation account sets it up; operators act only for the buildings they manage.





FIREBIRD BRIDGE WITH BUILT-IN CELLULAR · I/O BOARD FOR PANIC BUTTONS

GOOD TO KNOW

Straight answers. Before you ask.

Does it make us compliant?

No product can. The law asks for procedures. We help you put your lockdown and communication procedures into practice and keep a clear record; the duty-holder stays responsible.

Which doors does it lock?

FireBird doors in cloud mode. The board lists Ontico doors and offline units, so staff know which doors to check. Keep your units in cloud mode.

Can anyone be trapped?

No. Exit buttons, fire exits and hard-wired fire release stay as they are and are never touched by a lockdown.

Do you text people or call 999?

No. Alerts go by the app and email, never by text message, and there's no direct link to the police. You call 999.

Are members of the public counted?

Only visitors who signed in and people with door access. Staff sweep public areas as your plan says.

Is there a silent alarm?

Not today. "I need help" alerts your own staff, with where the person says they are.

thebuilding.cloud
ALPHA CONTROL ECOSYSTEM (ACE)

• NEXT STEP

Plan your lockdown. Practise it this quarter.

Tell us about your buildings, from the town hall to the leisure centre. We'll look at your doors, set up lockdown with you and plan your first drill.

- Your buildings and doors
- Who should be able to start a lockdown
- A date for your first drill

EMAIL
help@thebuilding.cloud

WEBSITE
thebuilding.cloud



THEBUILDING.CLOUD